

Introducing investment via i-Invest

Employee Provident Fund (EPF) members investment via i-Invest

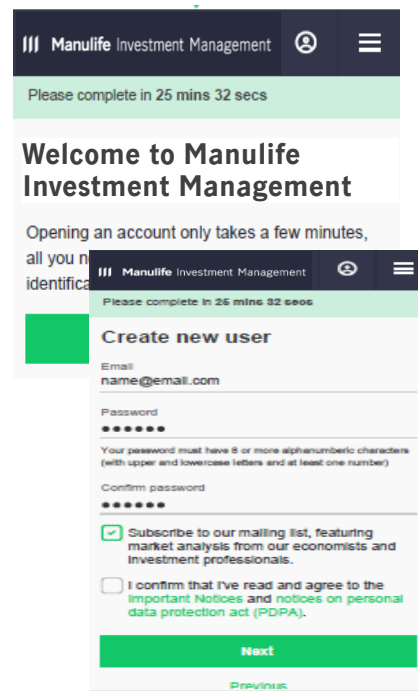
5 Simple steps to open your new Manulife investment account and start investing via i-Invest

Login to Employee Provident Fund (EPF) i-Akaun,



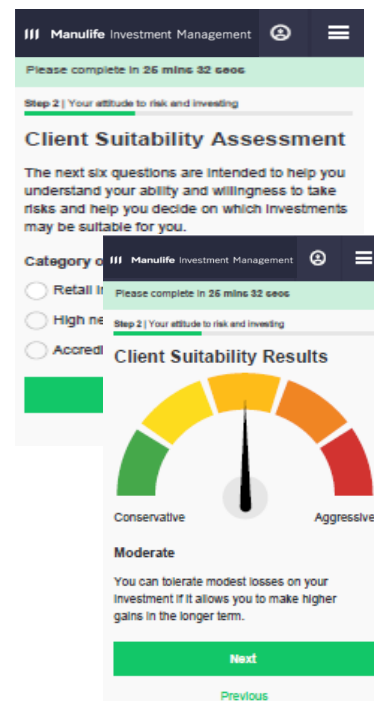
- Step 1**
Members need to proceed to i-Invest
- Step 2**
Members sees a list of funds on i-Invest platform
- Step 3**
Member who decides to make an investment will be redirected to Manulife investment to open a new account

Open your Manulife investment account



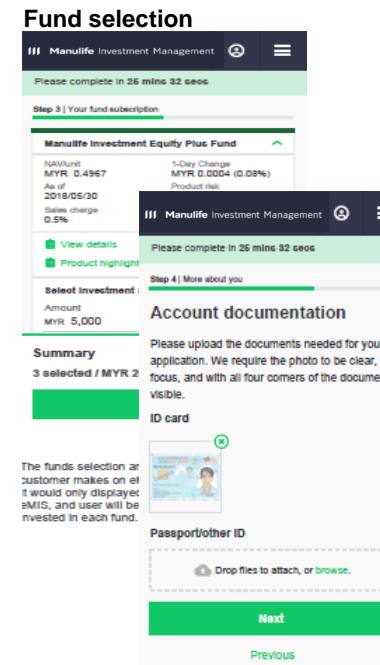
Step 2

Client suitability Assessment



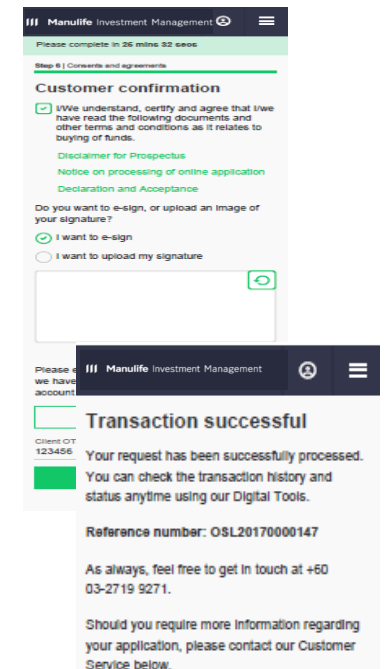
Step 3

Fund purchase procedure



Step 4

Transaction confirmation



Step 5