

# Manulife Shariah PRS-Golden Asia Fund

Aims to capture the wealth  
of golden opportunities in  
China and India

🌐 [manulifeinvestment.com.my](http://manulifeinvestment.com.my)

☎ (03) 2719 9271

# The new Manulife Shariah PRS-Golden Asia Fund capitalises on the growth potential in China & India

- The Manulife Shariah PRS-Golden Asia Fund ("the Fund") is currently the only Private Retirement Scheme (PRS) fund in Malaysia that will invest in a portfolio of Islamic collective investment schemes which aims to provide capital appreciation through exposure into China and India markets.
- China and India are among the emerging economies considered as drivers of global economic growth<sup>1</sup>.

<sup>1</sup>Nasdaq: Six Emerging Markets to Watch in 2021, 22 January 2021:  
<https://www.nasdaq.com/articles/six-emerging-markets-to-watch-in-2021-2021-01-22>

## What are the key growth drivers in China and India?

### Sector specific opportunities

#### China



##### Tech supply chain

- Upstream localisation
- Foundry upgrade



##### 5G technology

- Handset & IoT
- Components
- Data traffic



##### Industrial automation

- Robotics
- Artificial intelligence



##### Electric vehicles

- Battery
- OEM/ODM/Brands
- Autonomous driving

For illustrative purposes only. Not an exclusive list for investment opportunities. Source: Manulife Investment Management, July 2021.

#### India



##### Consumer

- Strong consumer market
- Rural consumption growth



##### Industrial

- Potential for localisation and import substitution
- China+1 strategy



##### Technology

- Leader in outsourced IT services



##### Real estate

- Urbanisation



##### Energy<sup>2</sup>

- Renewable energy push for clean, affordable and reliable energy



##### Healthcare<sup>3</sup>

- Growth in pharmaceuticals
- Largest provider of generic medication globally

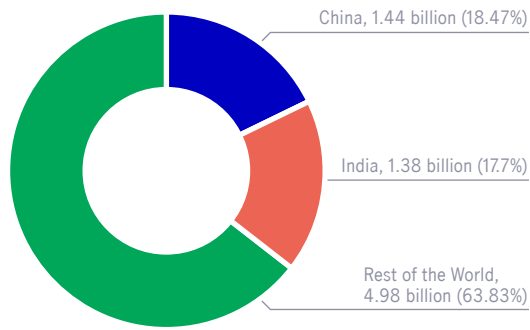
For illustrative purposes only. Not an exclusive list for investment opportunities. Source: Manulife Investment Management.

<sup>2</sup> India Brand Equity Foundation: Renewable Energy Industry in India, updated as at 17 December 2021.

<sup>3</sup> India Brand Equity Foundation: Indian Pharmaceutical Industry, updated as at 17 December 2021.

# Favourable demographics

## Top two most populous nations<sup>4</sup>



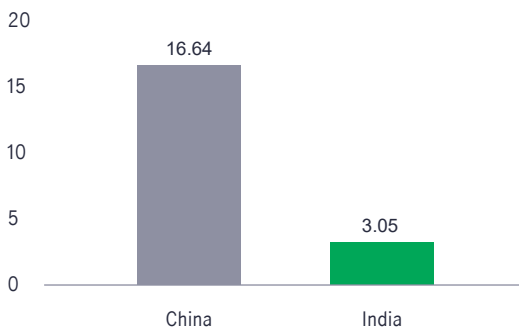
## Median age<sup>4</sup>

China: 38 years      India: 28 years

Source: <sup>4</sup>World Population (2020 and historical), China population, India population - Worldometer, data as at 1 July 2020: <https://www.worldometers.info/world-population/>, <https://www.worldometers.info/world-population/china-population/>, <https://www.worldometers.info/world-population/india-population/>. As estimated by the United Nations, Department of Economic and Social Affairs, Population Division. World Population Prospects: The 2019 Revision.

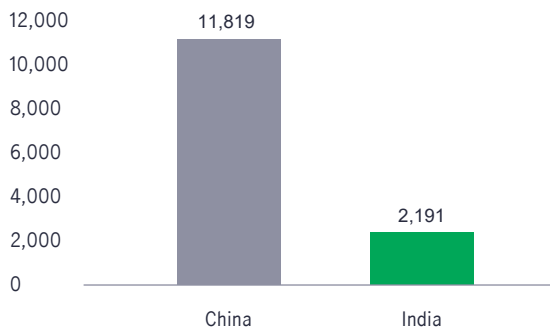
## Gross domestic product (GDP) 2021<sup>5</sup>

In USD trillion



## GDP per capita 2021<sup>5</sup>

In USD




<sup>5</sup> IMF: World Economic Outlook Database, April 2021, World Economic Outlook Database: | IMF

# China's "New Infrastructure" and India's "Make In India" initiative

## China's "New Infrastructure" to be technology dominated

China will direct fixed asset investment growths from old infrastructure to new infrastructure, which aims to bring productivity gains and automation upgrade in the medium-term.

## New Infrastructure capex 2019-2021E CAGR (%)



CAGR: Compound annual growth rate

Source: Goldman Sachs Investment Research, IBES, as of April 2020

The above information may contain projections or other forward-looking statements regarding future events, targets, management discipline or other expectations. There is no such assurance that such events will occur, and the future course may be significantly different from that shown here.

## 'Make In India' initiative

- India's infrastructure development and push for manufacturing will potentially transform the nation into a global business hub.
- Fueled by globally competitive wages and ample supply of young labour force.

## Sectors in focus

- Automobile
- Automobile components
- Aviation
- Biotechnology
- Chemicals
- Construction
- Defence manufacturing
- Electrical machinery
- Electronic systems
- Food processing
- Information technology (IT) and business process management (BPM)
- Leather
- Media and entertainment
- Mining
- Oil and gas
- Pharmaceuticals
- Ports and shipping
- Railways
- Renewable energy
- Roads and highways
- Space
- Textiles and garments
- Thermal power
- Tourism and hospitality
- Wellness

Source: Make In India, 2021: <https://www.makeinindia.com/about>; <https://www.makeinindia.com/sectors>.  
For illustrative purposes only. Not an exclusive list for investment opportunities.

## Rise in consumption and spending power

### China

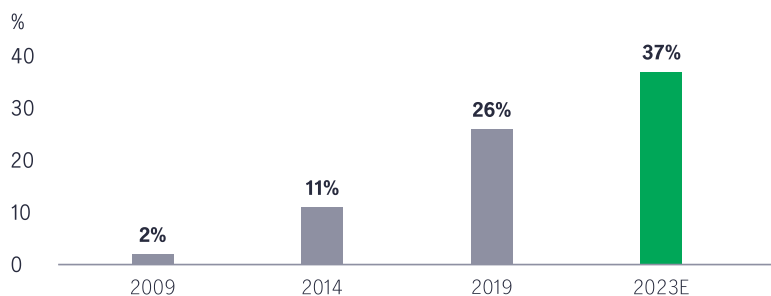
- Momentum for online consumption seems irreversible. In the next five years, lower tier cities will be the key growth driver to boost online retail penetration.
- Online retail is expected to further stimulate and fulfil new demand with a penetration rate of 37% of total retail sales by 2023E.

Source: National Bureau of Statistics of China, Credit Suisse, as of May 2020.

The above information may contain projections or other forward-looking statements regarding future events, targets, management discipline or any other expectations.

There is no assurance that such events will occur, and the future course may be significantly different from that shown here.

### China's online retail penetration rate



### India

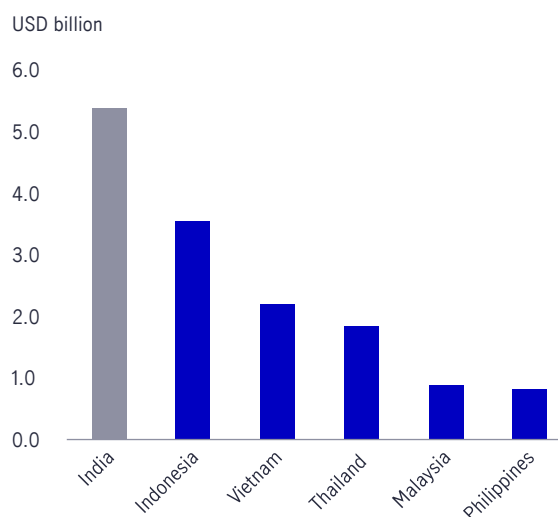
- India's strong consumer market is expected to be driven by rural consumption growth. As economic growth rebounds post-pandemic, the consumer discretionary sector should continue to do well with higher sales of discretionary items like consumer durables, electronics, and automobiles<sup>6</sup>.

Source: IMF, Media articles, Companies, Investec Securities research, as of January 2018. Note: includes estimated market size as on January 2018 of air conditioners, refrigerators, and washing machines.

<sup>6</sup>Source: Manulife Investment Management, July 2021; Manulife Investment Management - 2021 Outlook: Indian Equities, February 2021.

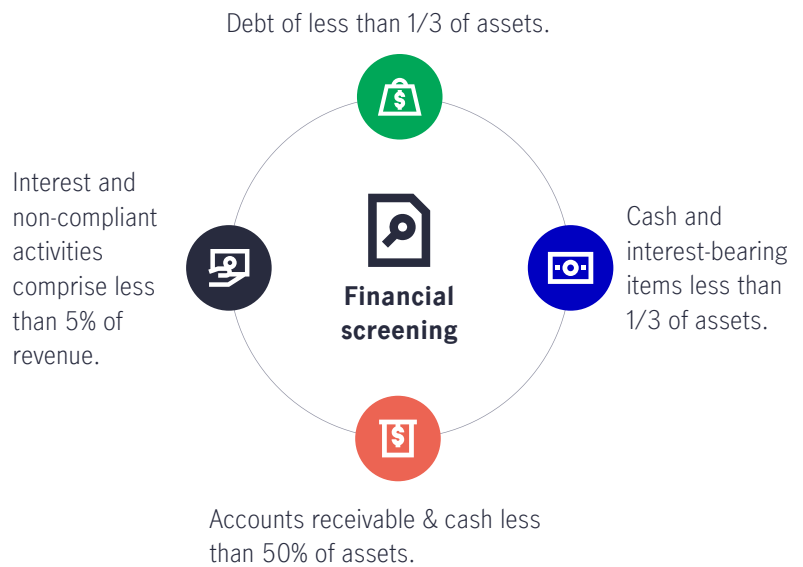
The above information may contain projections or other forward-looking statements regarding future events, targets, management discipline or any other expectations. There is no such assurance that such events will occur, and the future course may be significantly different from that shown here.

### Large consumer durable market size



# Enjoy peace of mind with Shariah-compliant investments

- *Exclusion of financial sectors* to alleviate concerns of financial burden from deleveraging.
- Investments undergo stringent screening on two levels, i.e., business activity screening and financial ratios screening, which leads to investment in companies with a stronger balance sheet and liquidity.



## Free insurance for Members of Manulife Shariah PRS-Golden Asia Fund\*

### Coverage of up to RM3 million Group Personal Accident (GPA) Takaful

GPA takaful is a takaful plan designed to provide takaful coverage to Members of Manulife Shariah PRS-Golden Asia Fund. It provides compensation for Members up to a maximum of RM3 million per life, in the event of injuries, disability or death caused solely by violent, accidental, external and visible events.

All Members (either self contribution or contribution by an employer on behalf of an employee) are eligible for the free insurance coverage.

The above information is for the purpose of informing Members only. The benefits described herein are subject to all the terms and conditions of the Master Policy, a copy of which can be viewed at the head office of Manulife Investment Management (M) Berhad.

Underwritten by Zurich General Takaful Malaysia Berhad 201701045981 (1260157-U).

\*Terms and conditions apply.

## Our multi-assets capabilities

 **60** investment professionals

 **25+** years of multi-asset investing

 **\$169.7B** in assets under management\*\*

Note: All AUM calculated on a fair value basis in U.S. dollars (USD); AUM and years of experience as of 30 June 2021.

\*\*AUM includes all asset allocation, index and liability driven investing (LDI) assets \$44.77B is invested into other Manulife IM strategies outside MAST.

Source: Manulife Investment Management, 30 June 2021.

## Key fund information

<b>Name of the fund</b>	Manulife Shariah PRS-Golden Asia Fund (“The Fund”)
<b>The Provider</b>	Manulife Investment Management (M) Berhad 200801033087 (834424-U)
<b>Fund category</b>	Fund-of-Funds (Islamic)
<b>Base currency</b>	Ringgit Malaysia
<b>Investment objective</b>	The Fund aims to achieve capital appreciation by investing in a portfolio of Islamic collective investment schemes.
<b>Member’s profile</b>	The Fund is suitable for Members who: <ul style="list-style-type: none"> <li>• seek capital appreciation with investment focus in China and India market;</li> <li>• have a long-term investment horizon;</li> <li>• seek an additional retirement savings<sup>#</sup> scheme other than mandatory retirement scheme;</li> <li>• are not statutorily obliged to contribute to mandatory retirement scheme;</li> <li>• are employers who wish to contribute on behalf of their employees having the aforesaid characteristics; and/or</li> <li>• seek to invest in a Shariah-compliant investment.</li> </ul> <p><sup>#</sup>Please note that this Fund is neither capital guaranteed nor capital protected, therefore, a Member’s capital is neither guaranteed nor protected.</p>
<b>Investment policy and strategy</b>	To achieve its investment objective, the Fund will invest a minimum of 95% of the Fund’s net asset value (NAV) in a portfolio of Islamic collective investment schemes (CIS) that aims to provide capital appreciation through exposure into China and India markets. The Fund will invest in at least two (2) Islamic CIS at all times with investment objective that is similar to the Fund.  The remaining NAV of the Fund will be invested in Islamic liquid assets such as cash, Islamic money market instruments, general investment accounts and/or Islamic deposits with financial institutions for liquidity purposes.  The Fund adopts a passive strategy by equally allocating the Fund’s NAV among the Islamic CIS which the Fund invests in. The Fund’s portfolio will be closely monitored and rebalanced from time to time to ensure that the Fund’s asset is allocated in accordance with its prescribed asset allocation.
<b>Performance benchmark</b>	50% FTSE Shariah China Index + 50% Nifty Shariah 25 Index Note: The composite performance benchmark provides a balanced gauge on the asset allocation of the Fund which can invest a minimum of 95% of the Fund’s NAV in a portfolio of Islamic CIS with exposure in China and India markets. The performance benchmark above is only used as a reference for investment performance comparison purpose. The risk profile of the Fund is not the same as the risk profile of this performance benchmark. The performance benchmark information is available at <a href="http://www.manulifeinvestment.com.my">www.manulifeinvestment.com.my</a> .
<b>Initial offer price</b>	Class C Units: RM0.5000 per Unit
<b>Initial offer period</b>	Twenty-one (21) days from 14 February 2022 to 6 March 2022
<b>Sales charge</b>	Class C Units: Up to 3.00% of NAV per Unit
<b>Annual management fee</b>	Class C Units: Up to 1.80% per annum of the NAV attributable to this class of Units of the Fund
<b>Annual trustee fee</b>	Class C Units: 0.025% per annum of the NAV of the Fund. The annual trustee fee does not include any foreign sub-custodian fees and charges (if any).
<b>Minimum initial investment</b>	RM100 or such other lower amount as the Provider may decide from time to time.
<b>Minimum additional investment</b>	RM100 or such other lower amount as the Provider may decide from time to time.
<b>Distribution policy</b>	Income distribution is incidental and if any, will be automatically reinvested and distributed as additional Units of the Fund. Note: For details, please refer to the fund disclosure document.
<b>Financial year end</b>	31 July
<b>Cooling-off period</b>	Six (6) Business Days commencing on the date of receipt of the application for cooling-off by the Provider.

### Disclaimer:

The above information has not been reviewed by the SC and is subject to the relevant warning, disclaimer, qualification or terms and conditions stated herein. Investors are advised to read and understand the contents of the Manulife Shariah PRS NESTEGG Series Disclosure Document dated 14 February 2022 and all the respective Product Highlights Sheet(s) (collectively, the “Offering Documents”), obtainable at our offices or website, before investing. The Offering Documents have been registered with the Securities Commission Malaysia (SC), however the registration with the SC does not amount to nor indicate that the SC has recommended or endorsed the product. There are risks involved with investing in unit trust funds; wholesale funds and/or Private Retirement Schemes. Some of these risks associated with investments in unit trust funds; wholesale funds and/or Private Retirement Schemes are interest rate fluctuation risk, foreign exchange or currency risk, country risk, political risk, credit risk, non-compliance risk, counterparty risk, target fund manager risk, liquidity risk and interest rate risk. For further details on the risk profile of all the funds, please refer to the Risk Factors section in the Offering Documents. The price of units and income distribution may go down as well as up. Investors should compare and consider the fees, charges and costs involved. Investors are advised to conduct own risk assessment and consult the professional advisers if in doubt on the action to be taken.

The benchmark of the Fund is Nifty Shariah 25 Index (the “Index”) and it is used as a reference for investment performance comparison purpose. NSE INDICES LIMITED is engaged in the business of developing, constructing, compiling, computing and maintaining various equity indices. The relationship of NSE INDICES LIMITED to the Manager is only in respect of the rights granted to use certain trademarks and trade names of the Index in connection with the utilisation of the data relating to such Index. The Index is determined, composed and calculated by NSE INDICES LIMITED without regard to the Manager. NSE INDICES LIMITED has no obligation to take the needs of the Manager into consideration in determining, composing or calculating the Index. NSE INDICES LIMITED do not guarantee the accuracy and/or the completeness of the Index or any data included therein and they shall have no liability for any errors, omissions, or interruptions therein. NSE INDICES LIMITED make no warranty, express or implied, as to results to be obtained by the Manager or any other person or entity from the use of the Index or any data included therein. NSE INDICES LIMITED make no express or implied warranties, and expressly disclaim all warranties of merchantability or fitness for a particular purpose or use with respect to the Index or any data included therein. Without limiting any of the foregoing, NSE INDICES LIMITED expressly disclaim any and all liability for any damages or losses arising out of the use of the Index or any data included therein by any third party, including any and all direct, special, punitive, indirect, or consequential damages (including lost profits), even if notified of the possibility of such damages.